





copper fittings & tubes






TABLE OF CONTENTS

SMART TUBES

Copper tubing	3
Copper coils	3

COPPER FITTINGS

Reducer Coupling with Stop copper to copper.....	4
Coupling with rolled stop copper to copper	5
Male adapter copper to male N.P.T.	5
Female adapter copper to female N.P.T.	6
45° Elbow copper to copper.....	7
45° Street elbow fitting to copper	7
90° Elbow-close ruff.....	8
90° Elbow-short radius street.....	8
90° Elbow-long radius street.....	9
Fitting reducer fitting to copper	10
Tee copper to copper to copper.....	11
Suction-line P-trap - copper to copper	11
Return bend copper to copper.....	11

Superior quality parts
with unbeatable service.



COPPER TUBING

AIR CONDITIONING
& REFRIGERATION

FEATURES:

- Seamless
- 20 Ft. lengths
- ASTM B280
- Rubber plug
- Hard temper
- Sizes 3/8" thru 4 1/8" O.D.
- Nitrogen charged



PART No.*	ACTUAL O.D. (IN.)	WALL	WEIGHT PER TUBE
3/8" x 20'	3/8	0.030	2.30
1/2" x 20'	1/2	0.035	3.70
5/8" x 20'	5/8	0.040	5.30
3/4" x 20'	3/4	0.042	6.70
7/8" x 20'	7/8	0.045	8.50
1 1/8" x 20'	1 1/8	0.050	12.20
1 3/8" x 20'	1 3/8	0.055	16.40
1 5/8" x 20'	1 5/8	0.060	21.20
2 1/8" x 20'	2 1/8	0.070	32.60
2 5/8" x 20'	2 5/8	0.080	46.10
3 1/8" x 20'	3 1/8	-	61.90
3 5/8" x 20'	3 5/8	-	79.80
4 1/8" x 20'	4 1/8	-	100.10

*Not available in USA


COPPER COILS

FEATURES:

- Seamless
- Manufactured in accordance with ASTM B280 and ANSI B9.1 refrigerant industry standard
- 50 Ft. rolls
- Dehydrated

PART No.	ACTUAL O.D. (IN.)	WALL	WEIGHT PER TUBE
1/8" x 50'	1/8	0.030	1.6
3/16" x 50'	3/16	0.030	2.7
1/4" x 50'	1/4	0.030	3.7
5/16" x 50'	5/16	0.032	5.1
3/8" x 50'	3/8	0.032	6.2
1/2" x 50'	1/2	0.032	8.5
5/8" x 50'	5/8	0.035	11.70
3/4" x 50'	3/4	0.035	14.20
7/8" x 50'	7/8	0.045	21.20
1 1/8" x 50'	1 1/8	0.050	30.50






C x C

COPPER FITTINGS

REDUCER COUPLING WITH STOP
COPPER TO COPPER

PART No.	MUELLER No.	O.D. SIZE (IN.)	BOX QUANTITY	MASTER PACK	APPROX. NET. WT.
101R - 1/2" x 3/8"	W 01019	1/2 x 3/8	50	1000	.017
101R - 5/8" x 1/2"	W 01023	5/8 x 1/2	50	1000	.028
101R - 5/8" x 3/8"	W 01025	5/8 x 3/8	50	1000	.020
101R - 3/4" x 5/8"	W 01029	3/4 x 5/8	25	500	.035
101R - 3/4" x 1/2"	W 01030	3/4 x 1/2	25	500	.037
101R - 3/4" x 3/8"	W 01031	3/4 x 3/8	25	500	.033
101R - 7/8" x 3/4"	W 01035	7/8 x 3/4	50	500	.064
101R - 7/8" x 5/8"	W 01036	7/8 x 5/8	50	500	.059
101R - 7/8" x 1/2"	W 01037	7/8 x 1/2	50	500	.050
101R - 7/8" x 3/8"	W 01038	7/8 x 3/8	50	500	.053
101R - 1 1/8" x 7/8"	W 01049	1 1/8 x 7/8	25	250	.103
101R - 1 1/8" x 3/4"	W 01050	1 1/8 x 3/4	25	250	.100
101R - 1 1/8" x 5/8"	W 01051	1 1/8 x 5/8	25	250	.105
101R - 1 1/8" x 1/2"	W 01052	1 1/8 x 1/2	25	250	.094
101R - 1 3/8" x 1 1/8"	W 01056	1 3/8 x 1 1/8	10	100	.144
101R - 1 3/8" x 7/8"	W 01058	1 3/8 x 7/8	10	100	.130
101R - 1 3/8" x 5/8"	W 01060	1 3/8 x 5/8	10	100	.177
101R - 1 5/8" x 1 3/8"	W 01064	1 5/8 x 1 3/8	10	100	.210
101R - 1 5/8" x 1 1/8"	W 01065	1 5/8 x 1 1/8	10	100	.220
101R - 1 5/8" x 7/8"	W 01067	1 5/8 x 7/8	10	100	.218
101R - 2 1/8" x 1 5/8"	W 01073	2 1/8 x 1 5/8	10	100	.386
101R - 2 1/8" x 1 3/8"	W 01074	2 1/8 x 1 3/8	10	100	.369
101R - 2 1/8" x 1 1/8"	W 01075	2 1/8 x 1 1/8	10	100	.382
101R - 2 1/8" x 7/8"	W 01077	2 1/8 x 7/8	10	100	.397
101R - 2 5/8" x 1 3/8"	W 01085	2 5/8 x 1 3/8	5	50	.648
101R - 3 1/8" x 1 5/8"	W 01095	3 1/8 x 1 5/8	2	20	1.04



COPPER FITTINGS

COUPLING WITH ROLLED STOP COPPER TO COPPER

PART No.	MUELLER No.	O.D. SIZE (IN.)	BOX QUANTITY	MASTER PACK	APPROX. NET. WT.
100 - 3/8"	W 01009	3/8	50	1000	.008
100 - 1/2"	W 01017	1/2	50	1000	.014
100 - 5/8"	W 01022	5/8	100	1000	.026
100 - 3/4"	W 01028	3/4	25	500	.040
100 - 7/8"	W 01034	7/8	50	500	.061
100 - 1 1/8"	W 01047	1 1/8	25	250	.104
100 - 1 3/8"	W 01055	1 3/8	20	200	.150
100 - 1 5/8"	W 01063	1 5/8	10	100	.217
100 - 2 1/8"	W 01072	2 1/8	5	50	.401
100 - 2 5/8"	W 01082	2 5/8	5	50	.624
100 - 3 1/8"	W 01092	3 1/8	5	40	.970



C x C


COPPER FITTINGS

MALE ADAPTER COPPER TO MALE N.P.T.

PART No.	MUELLER No.	O.D. SIZE (IN.)	BOX QUANTITY	MASTER PACK	APPROX. NET. WT.
104 - 3/8" x 1/2"	W 01114	3/8 x 1/2	50	500	.075
104 - 3/8" x 3/8"	W 01113	3/8 x 3/8	50	1000	.049
104 - 1/2" x 3/8"	W 01125	1/2 x 3/8	50	500	.049
104 - 1/2" x 1/2"	W 01124	1/2 x 1/2	50	500	.07
104 - 5/8" x 1/2"	W 01131	5/8 x 1/2	50	500	.066
104 - 5/8" x 1"	W 01124	5/8 x 1	20	200	.024
104 - 5/8" x 3/4"	W 01125	5/8 x 3/4	25	250	.132
104 - 5/8" x 3/8"	W 01126	5/8 x 3/8	50	500	.06
104 - 3/4" x 3/4"	-	3/4 x 3/4	25	250	.13
104 - 3/4" x 1/2"	-	3/4 x 1/2	25	500	.08
104 - 7/8" x 3/4"	W 01146	7/8 x 3/4	25	250	.116
104 - 7/8" x 1"	W 01145	7/8 x 1	20	200	.25
104 - 7/8" x 1/2"	W 01147	7/8 x 1/2	25	250	.11
104 - 1 1/8" x 1"	W 01163	1 1/8 x 1	20	200	.201
104 - 1 1/8" x 1 1/2"	W 01161	1 1/8 x 1 1/2	10	100	.54
104 - 1 1/8" x 1 1/4"	W 01162	1 1/8 x 1 1/4	10	100	.39
104 - 1 1/8" x 3/4"	W 01164	1 1/8 x 3/4	25	250	.20
104 - 1 1/8" x 1/2"	W 01165	1 1/8 x 1/2	25	250	.140
104 - 1 3/8" x 1 1/2"	W 01170	1 3/8 x 1 1/2	10	100	.52
104 - 1 3/8" x 3/4"	W 01173	1 3/8 x 3/4	10	100	.28



C x M




C x F

COPPER FITTINGS

FEMALE ADAPTER COPPER TO FEMALE N.P.T.

PART No.	MUELLER No.	O.D. SIZE (IN.)	BOX QUANTITY	MASTER PACK	APPROX. NET. WT.
103 - 3/8" x 1/2"	-	3/8 x 1/2	50	1000	.03
103 - 3/8" x 1/2"	-	3/8 x 1/2	50	500	.08
103 - 3/8" x 3/8"	W 01214	3/8 x 3/8	50	1000	.05
103 - 1/2" x 3/8"	W 01225	1/2 x 3/8	50	500	.06
103 - 1/2" x 1/2"	-	1/2 x 1/2	50	500	.08
103 - 5/8" x 1/2"	W 01223	5/8 x 1/2	50	500	.09
103 - 5/8" x 3/4"	W 01230	5/8 x 3/4	25	250	.107
103 - 5/8" x 3/8"	W 01232	5/8 x 3/8	50	500	.05
103 - 5/8" x 1/4"	W 01233	5/8 x 1/4	50	500	.06
103 - 3/4" X 3/4"	-	3/4 X 3/4	25	250	.13
103 - 3/4" x 1/2"	-	3/4 x 1/2	25	250	.09
103 - 7/8" x 3/4"	W 01246	7/8 x 3/4	25	250	.128
103 - 7/8" x 1"	W 01245	7/8 x 1	20	200	.231
103 - 7/8" x 1/2"	W 01247	7/8 x 1/2	25	250	.111
103 - 1 1/8" x 1"	W 01263	1 1/8 x 1	20	200	.199
103 - 1 1/8" x 3/4"	W 01264	1 1/8 x 3/4	25	250	.171
103 - 1 3/8" x 1"	W 01272	1 3/8 x 1	10	100	.241
103 - 1 5/8" x 1 1/2"	W 01279	1 5/8 x 1 1/2	10	100	.42
103 - 1 5/8" x 2"	W 01278	1 5/8 x 2	5	50	.668



COPPER FITTINGS

45° ELBOW COPPER TO COPPER

PART No.	MUELLER No.	O.D. SIZE (IN.)	BOX QUANTITY	MASTER PACK	APPROX. NET. WT.
106 - 3/8"	W 03012	3/8	50	1000	.011
106 - 1/2"	W 03021	1/2	50	1000	.02
106 - 5/8"	W 03026	5/8	100	1000	.03
106 - 3/4"	W 03030	3/4	25	250	.06
106 - 7/8"	W 03034	7/8	50	500	.08
106 - 1 1/8"	W 03044	1 1/8	25	250	.16
106 - 1 3/8"	W 03050	1 3/8	25	200	.23
106 - 1 5/8"	W 03055	1 5/8	20	160	.34
106 - 2 1/8"	W 03059	2 1/8	10	80	.62



C x C


COPPER FITTINGS

45° STREET ELBOW FITTING TO COPPER

PART No.	MUELLER No.	O.D. SIZE (IN.)	BOX QUANTITY	MASTER PACK	APPROX. NET. WT.
1062 - 3/8"	W 03312	3/8	50	1000	.011
1062 - 1/2"	W 03321	1/2	50	1000	.02
1062 - 5/8"	W 03326	5/8	100	1000	.03
1062 - 3/4"	W 03330	3/4	25	250	.06
1062 - 7/8"	W 03334	7/8	50	500	.08
1062 - 1 1/8"	W 03344	1 1/8	25	250	.15
1062 - 1 3/8"	W 03350	1 3/8	25	200	.24
1062 - 1 5/8"	W 03355	1 5/8	20	160	.34
1062 - 2 1/8"	W 03359	2 1/8	10	80	.63
1062 - 2 5/8"	W 03363	2 5/8	5	40	.98
1062 - 3 1/8"	W 03368	3 1/8	3	24	1.41
1062 - 4 1/8"	W 03373	4 1/8	1	8	3.20



FTG. x C



COPPER FITTINGS



C x C

90° ELBOW-CLOSE RUFF


PART No.	MUELLER No.	O.D. SIZE (IN.)	BOX QUANTITY	MASTER PACK	APPROX. NET. WT.
107C - 3/8"	W 02009	3/8	50	1000	.012
107C - 1/2"	W 01617	1/2	50	1000	.024
107C - 5/8"	W 01622	5/8	100	1000	.04
107C - 3/4"	W 02028	3/4	25	250	.06
107C - 7/8"	W 01634	7/8	50	500	.10
107C - 1 1/8"	W 01647	1 1/8	20	200	.18
107C - 1 3/8"	W 02084	1 3/8	25	200	.28
107C - 1 5/8"	W 02085	1 5/8	20	120	.40
107C - 2 1/8"	W 02086	2 1/8	10	80	.75
107C - 2 5/8"	W 02087	2 5/8	5	40	1.18
107C - 3 1/8"	W 02088	3 1/8	3	24	1.88



FTG. x C

90° ELBOW-SHORT RADIUS STREET

PART No.	MUELLER No.	O.D. SIZE (IN.)	BOX QUANTITY	MASTER PACK	APPROX. NET. WT.
107C2 - 3/8"	W 02312	3/8	50	1,700	.02
107C2 - 1/2"	W 02321	1/2	50	750	.03
107C2 - 5/8"	W 02326	5/8	50	500	.05
107C2 - 3/4"	W 02330	3/4	25	250	.10
107C2 - 7/8"	W 02334	7/8	25	250	.11
107C2 - 1 1/8"	W 02344	1 1/8	25	250	.21
107C2 - 1 3/8"	W 02384	1 3/8	25	125	.31
107C2 - 1 5/8"	W 02385	1 5/8	10	100	.43
107C2 - 2 1/8"	W 02386	2 1/8	10	50	.86
107C2 - 3 1/8"	W 02388	3 1/8	2	20	1.99



COPPER FITTINGS

90° ELBOW-LONG RADIUS STREET

PART No.	MUELLER No.	O.D. SIZE (IN.)	BOX QUANTITY	MASTER PACK	APPROX. NET. WT.
107L2 - 3/8"	W 02809	3/8	50	1,700	.03
107L2 - 1/2"	W 02817	1/2	50	500	.04
107L2 - 5/8"	W 02822	5/8	50	500	.07
107L2 - 3/4"	W 02828	3/4	25	250	.11
107L2 - 7/8"	W 02834	7/8	25	250	.15
107L2 - 1 1/8"	W 02847	1 1/8	10	100	.27
107L2 - 1 3/8"	W 02350	1 3/8	10	100	.42
107L2 - 1 5/8"	W 02355	1 5/8	5	50	.60
107L2 - 2 1/8"	W 02359	2 1/8	5	25	1.21
107L2 - 3 1/8"	W 02368	3 1/8	2	10	3.10



FTG. x C


COPPER FITTINGS

90° ELBOW-LONG RADIUS STREET

PART No.	MUELLER No.	O.D. SIZE (IN.)	BOX QUANTITY	MASTER PACK	APPROX. NET. WT.
107L - 3/8"	W 02716	3/8	50	1,000	.016
107L - 1/2"	W 02717	1/2	50	500	.033
107L - 5/8"	W 02722	5/8	50	500	.056
107L - 3/4"	W 02728	3/4	25	250	.087
107L - 7/8"	W 02734	7/8	25	250	.12
107L - 1 1/8"	W 02747	1 1/8	10	100	.224
107L - 1 3/8"	W 02055	1 3/8	10	80	.388
107L - 1 5/8"	W 02063	1 5/8	10	80	.56
107L - 2 1/8"	W 02072	2 1/8	5	30	1.156
107L - 2 5/8"	W 02082	2 5/8	1	10	1.97
107L - 3 1/8"	W 02092	3 1/8	1	8	3.135



C x C



FTG. x C

COPPER FITTINGS

FITTING REDUCER FITTING TO COPPER

PART No.	MUELLER No.	O.D. SIZE (IN.)	BOX QUANTITY	MASTER PACK	APPROX. NET. WT.
118 - 5/8" x 3/8"	W 01717	5/8 x 3/8	50	1000	.023
118 - 3/4" x 5/8"	W 01720	3/4 x 5/8	25	500	.033
118 - 3/4" x 1/2"	W 01721	3/4 x 1/2	25	500	.035
118 - 3/4" x 3/8"	W 01722	3/4 x 3/8	25	500	.034
118 - 7/8" x 3/4"	W 01725	7/8 x 3/4	50	500	.06
118 - 7/8" x 5/8"	W 01726	7/8 x 5/8	50	500	.06
118 - 7/8" x 1/2"	W 01727	7/8 x 1/2	50	500	.04
118 - 7/8" x 3/8"	-	7/8 x 3/8	50	500	.05
118 - 1 1/8" x 7/8"	W 01737	1 1/8 x 7/8	25	250	.10
118 - 1 1/8" x 3/4"	W 01738	1 1/8 x 3/4	25	250	.09
118 - 1 1/8" x 5/8"	W 01739	1 1/8 x 5/8	25	250	.10
118 - 1 3/8" x 1 1/8"	W 01743	1 3/8 x 1 1/8	10	100	.15
118 - 1 3/8" x 7/8"	W 01745	1 3/8 x 7/8	10	100	.12
118 - 1 5/8" x 1 3/8"	W 01750	1 5/8 x 1 3/8	10	100	.21
118 - 1 5/8" x 1 1/8"	W 01751	1 5/8 x 1 1/8	10	100	.20
118 - 1 5/8" x 7/8"	-	1 5/8 x 7/8	10	100	.20
118 - 1 5/8" x 5/8"	-	1 5/8 x 5/8	10	100	.19
118 - 2 1/8" x 1 5/8"	W 01758	2 1/8 x 1 5/8	10	100	.38
118 - 2 1/8" x 1 3/8"	W 01759	2 1/8 x 1 3/8	10	100	.34
118 - 2 1/8" x 1 1/8"	-	2 1/8 x 1 1/8	10	100	.36
118 - 2 1/8" x 7/8"	-	2 1/8 x 7/8	10	100	.38
118 - 2 1/8" x 5/8"	-	2 1/8 x 5/8	10	100	.39



COPPER FITTINGS

TEE COPPER TO COPPER TO COPPER

PART No.	MUELLER No.	O.D. SIZE (IN.)	BOX QUANTITY	MASTER PACK	APPROX. NET. WT.
111 - 1/4"	-	1/4	50	1000	.015
111 - 5/16"	-	5/16	50	1000	.020
111 - 3/8"	W 04000	3/8	50	1000	.028
111 - 1/2"	W 04001	1/2	50	500	.047
111 - 5/8"	W 04006	5/8	50	500	.05
111 - 3/4"	W 04017	3/4	25	250	.10
111 - 7/8"	W 04031	7/8	25	250	.16
111 - 1 1/8"	W 04048	1 1/8	10	100	.291
111 - 1 3/8"	W 04068	1 3/8	5	50	.405
111 - 1 5/8"	W 04084	1 5/8	5	50	.71
111 - 2 1/8"	W 40102	2 1/8	5	40	1.29
111 - 3 1/8"	W 40152	3 1/8	1	10	2.75



C x C x C

COPPER TUBING

SUCTION-LINE P-TRAP - COPPER TO COPPER

PART No.	MUELLER No.	O.D. SIZE (IN.)	BOX QUANTITY	MASTER PACK	NOMINAL SIZE (IN.)	APPROX. NET. WT.
123 - 5/8"	W 60999	5/8	5	50	1/2	.20
123 - 3/4"	W 61008	3/4	10	60	5/8	.48
123 - 7/8"	W 61000	7/8	10	60	3/4	.59
123 - 1 1/8"	W 61001	1 1/8	10	10	1	1.09
123 - 1 3/8"	W 61002	1 3/8	5	5	1 1/4	1.89
123 - 1 5/8"	W 61003	1 5/8	5	5	1 1/2	2.04
123 - 2 1/8"	W 61009	2 1/8	3	3	2	3.71



C x C

RETURN BEND COPPER TO COPPER

PART No.	MUELLER No.	O.D. SIZE (IN.)	BOX QUANTITY	MASTER PACK	APPROX. NET. WT.
138 - 1/2" X 2 1/8"	-	1/2 X 2 1/8	25	250	.066
138 - 1/2" X 1 5/8"	-	1/2 X 1 5/8	25	250	.053
138 - 5/8" X 2 1/8"	-	5/8 X 2 1/8	25	250	.09



C x C



Superior quality parts
with unbeatable service.

TOLL FREE 1-866-591-9898

FAX 305-500-9896

www.smartelectricusa.com